

# Axis 360


Excited to announce that GURRIE now has **AXIS 360**, which means we have an **online library** so you can keep reading BOOKS!

Axis 360 is digital media circulation platform for libraries. Through Axis 360, Baker & Taylor provides libraries and their patrons a state-of-the-art system for discovering and using the digital content they want, on the devices they choose.

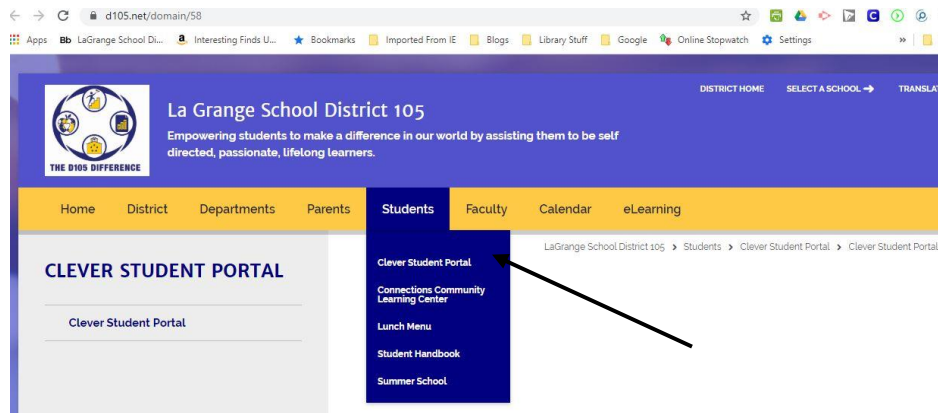
**Here is how to access AXIS 360:**

1.) Log into **Clever**.

There are two ways:

A: On Chromebook you can search for Clever and click on the . The Clever app symbol can also be found in the extensions bar next to the URL (address box) when using the internet.

B: On a computer or Chromebook, you can access Clever through the District 105 homepage, under Students, and Clever Student Portal is the first option in the dropdown menu. See BELOW.



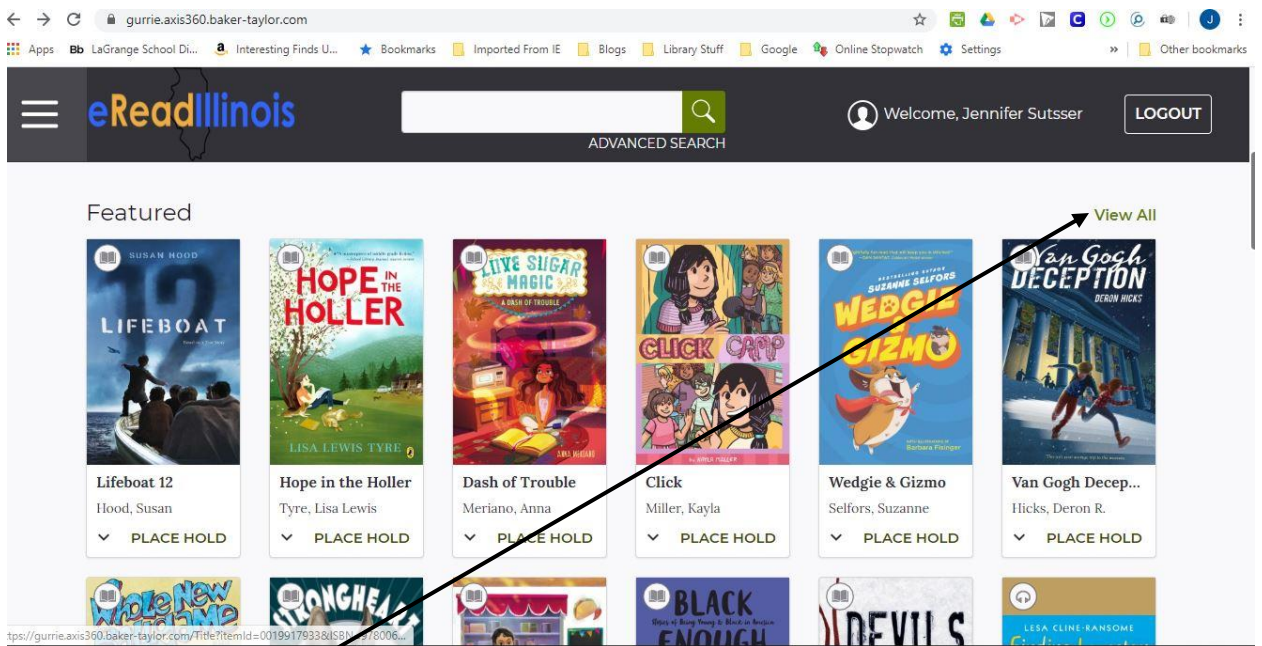
Once you click on Clever Student Portal, scroll down until you find the blue Clever logo, under the Learning Links heading.



2.) After you are in Clever, find and select the **Axis 360** app.

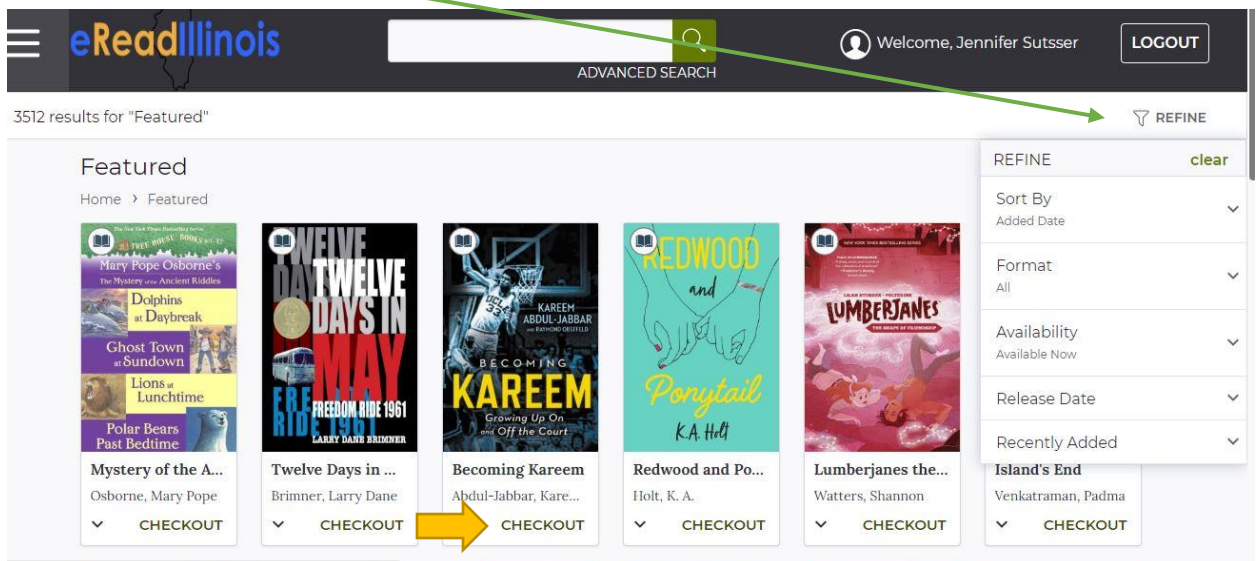


3.) Once in Axis 360 you will see your account page, which will look similar to the one below. The featured titles below indicate a place hold status, which means they are currently checked out. You will be notified when your hold is ready in your account.



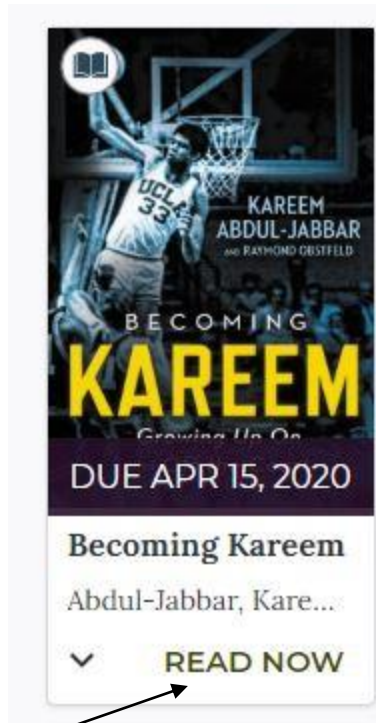
4.) Click **View All**.

5.) Then Click **Refine Search**. Under the format menu you can find some AUDIOBOOKS!!



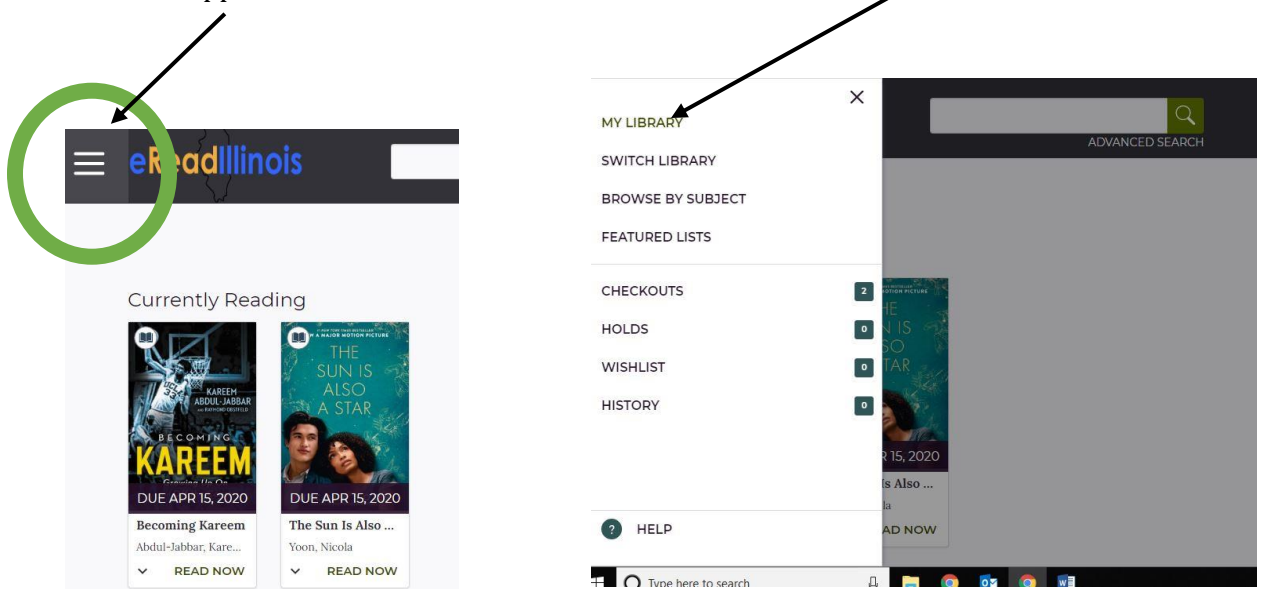
6.) Find a title that you want to read and offers the **CHECKOUT** option under the cover image.

Click checkout and the **Read Now** option will appear with your Due Date.



7.) When you click **Read Now**, a new window will open and the book open for you to read.

8.) When you visit next, to continue reading you will find your book(s) in **my library** in the menu in the upper left hand corner of the screen.



9.) ENJOY and HAPPY READING☺